



measure. evaluate.
improve.

National Middle School Association

4151 Executive Parkway, Suite 300

Westerville, OH 43081

800-528-6672 (NMSA)



middle grades
assessment



What is the MGA?

- an affordable perception assessment that helps schools and/or districts improve their practices based on the 16 characteristics of *This We Believe: Keys to Educating Young Adolescents*
- serves as a guide for school improvement plans



Highlights

- provides feedback from educators in the building
- provides specialized reports and data
- allows schools/districts to interpret their own data
- can provide experienced and highly trained middle level experts to visit schools and make specific recommendations based on interviews, observations, and data from the assessment
- helps build a comprehensive school improvement plan including a plan for professional development



Online assessment – School Edition

- initial consultation
- opportunity for open-ended responses to meet client needs
- monitoring progress of online assessment
- customized reports within two weeks of assessment completion

Sample Assessment Questions



1. Educators value young adolescents and are prepared to teach them.

At your school,

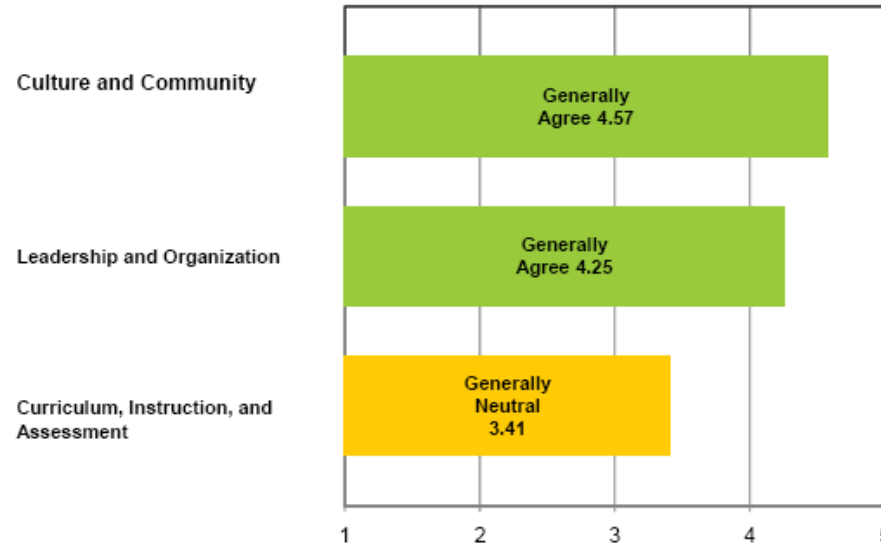
	Strongly Agree	Agree	Neutral	Disagree	Strongly Disagree	Not Applicable or Don't Know
1a. TEACHERS are specifically prepared to teach young adolescents (e.g., middle grades coursework, certification, licensure).	<input type="radio"/>	<input type="radio"/>	<input type="radio"/>	<input type="radio"/>	<input type="radio"/>	<input type="radio"/>
1b. TEACHERS have a depth of knowledge of the characteristics of young adolescents.	<input type="radio"/>	<input type="radio"/>	<input type="radio"/>	<input type="radio"/>	<input type="radio"/>	<input type="radio"/>
1c. TEACHERS have a depth of knowledge in the subjects they teach.	<input type="radio"/>	<input type="radio"/>	<input type="radio"/>	<input type="radio"/>	<input type="radio"/>	<input type="radio"/>
1d. SCHOOL STAFF enjoys being around and working with young adolescents.	<input type="radio"/>	<input type="radio"/>	<input type="radio"/>	<input type="radio"/>	<input type="radio"/>	<input type="radio"/>
1e. SCHOOL STAFF understands the impact of the current youth culture (e.g., technology, the arts, media) on the learning environment.	<input type="radio"/>	<input type="radio"/>	<input type="radio"/>	<input type="radio"/>	<input type="radio"/>	<input type="radio"/>
1f. SCHOOL STAFF members are positive role models for students.	<input type="radio"/>	<input type="radio"/>	<input type="radio"/>	<input type="radio"/>	<input type="radio"/>	<input type="radio"/>

[Previous](#)

[Next](#)

Results by Area Ranked by Average

Area	Mean	Standard Deviation
Curriculum, Instruction, and Assessment Characteristics: 1, 2, 3, 4, 5	3.41	0.98
Leadership and Organization Characteristics: 6, 7, 8, 9, 10	4.25	1.04
Culture and Community Characteristics 11, 12, 13, 14, 15, 16	4.57	0.83



N = 57

Scale: 5=Strongly Agree, 4=Agree, 3=Neutral, 2=Disagree, 1=Strongly Disagree, NA=Not Applicable/Do Not Know

Green = Generally Agree, Yellow = Generally Neutral, Red = Generally Disagree

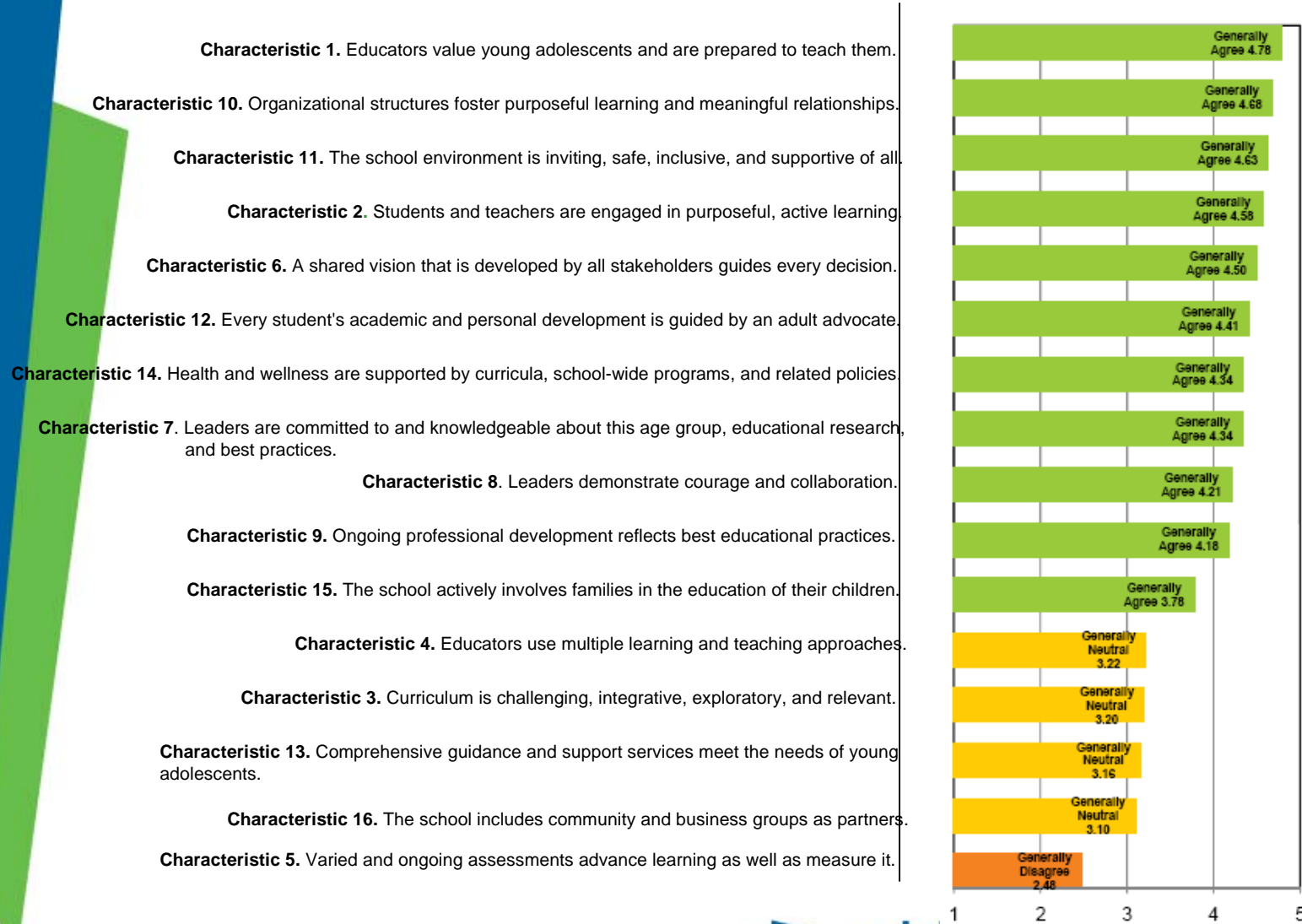
Results by Characteristic

Characteristics	Mean	Standard Deviation
Characteristic 1. Educators value young adolescents and are prepared to teach them.	4.78	1.23
Characteristic 2. Students and teachers are engaged in active, purposeful learning.	4.58	1.11
Characteristic 3. Curriculum is challenging, exploratory, integrative, and relevant.	3.20	0.78
Characteristic 4. Educators use multiple learning and teaching approaches.	3.22	0.79
Characteristic 5. Varied and ongoing assessments advance learning as well as measure it.	2.48	0.72
Characteristic 6. A shared vision developed by all stakeholders guides every decision.	4.50	1.16
Characteristic 7. Leaders are committed to and knowledgeable about this age group, educational research, and best practices.	4.34	1.20
Characteristic 8. Leaders demonstrate courage and collaboration.	4.21	0.82
Characteristic 9. Ongoing professional development reflects best educational practices.	3.78	0.93

Results by Characteristic

Characteristic 10. Organizational structures foster purposeful learning and meaningful relationships.	4.68	1.01
Characteristic 11. The school environment is inviting, safe, inclusive, and supportive of all.	4.63	1.13
Characteristic 12. Every student's academic and personal development is guided by an adult advocate.	4.41	1.15
Characteristic 13. Comprehensive guidance and support services meet the needs of young adolescents.	3.16	1.18
Characteristic 14. Health and wellness are supported in curricula, school-wide programs, and related policies.	4.34	1.03
Characteristic 15. The school actively involves families in the education of their children.	4.18	0.94
Characteristic 16. The school includes community and business partners.	3.10	0.83

Results by Characteristics Ranked by Average



N = 57
 Scale: 5 = Excellent, 4 = Good, 3 = Fair, 2 = Poor, 1 = Very Poor, NA = Not Applicable
 Green = Generally Excellent, Yellow = Generally Fair, Red = Generally Poor


Top Three-Rated Characteristics

Characteristics	Mean	Standard Deviation
Characteristic 1. Educators value young adolescents and are prepared to teach them.	4.78	1.23
Characteristic 10. Organizational structures foster purposeful learning and meaningful relationships.	4.68	1.11
Characteristic 11. The school environment is inviting, safe, inclusive, and supportive of all.	4.63	0.78

Characteristic 1. Educators value young adolescents and are prepared to teach them.

Characteristic 10. Organizational structures foster purposeful learning and meaningful relationships.

Characteristic 11. The school environment is inviting, safe, inclusive, and supportive of all.



N = 57

Scale: 5 = Excellent, 4 = Good, 3 = Fair, 2 = Poor, 1 = Very Poor, NA = Not Applicable

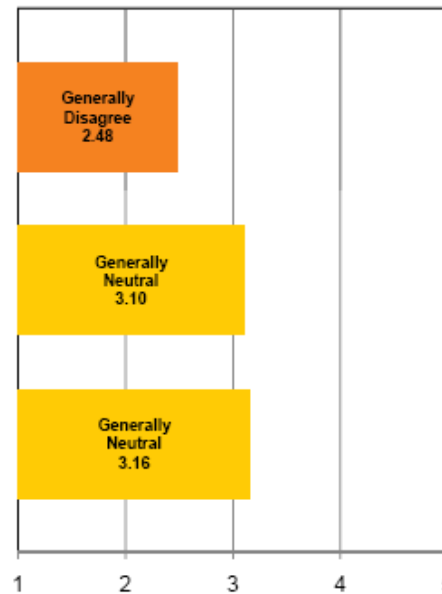
Green = Generally Excellent, Yellow = Generally Fair, Red = Generally Poor



Bottom Three-Rated Characteristics

Characteristics	Mean	Standard Deviation
Characteristic 5: Varied and ongoing assessments advance learning as well as measure it.	2.48	0.83
Characteristic 16: The school includes community and business partners.	3.10	0.94
Characteristic 13: Comprehensive guidance and support services meet the needs of young adolescents.	3.16	1.03

Characteristic 5: Varied and ongoing assessments advance learning as well as measure it.



Characteristic 16: The school includes community and business partners.

Characteristic 13: Comprehensive guidance and support services meet the needs of young adolescents.

N = 57

Scale: 5 = Excellent, 4 = Good, 3 = Fair, 2 = Poor, 1 = Very Poor, NA = Not Applicable

Green = Generally Excellent, Yellow = Generally Fair, Red = Generally Poor



Consultant Visit (optional feature)

Experienced middle school leaders spend
1-2 days in each school reviewing –

- Demographic Data
- Student Data
- School Processes
- Online Perception Data
- Classroom Instruction
- Team Meetings
- Department Meetings
- School Leadership Team
- And much more



Highlights of the Consultant Report

- based on observations and interviews at the school site, along with data from the assessment report, to form a total picture of the school
- reflects on observed areas of strength and areas of needed improvement based on the 16 characteristics of *This We Believe: Keys to Educating Young Adolescents (2009)*
- provides suggestions for targeted resources and possibilities for professional development
- provides a strong base for the development of school improvement plans



Long Term Job Embedded Professional Development Follow Up

Based on your school's results NMSA can provide

- observations and feedback from trained, middle level consultants
- site-based workshops
- coaching and mentoring
- book resources
- speakers
- leadership training for teams and team leaders



Contact Information

For further information contact NMSA at

1-800-528-6672